


# Stand-on lowlifter truck 2.0 ton

**BT levio**

*S-series*

LSE200



# Stand-on lowlifter truck

Specifications						LSE200
Identification	1.1	Manufacturer				Toyota
	1.2	Model				LSE200
	1.3	Drive				Electric
	1.4	Operator type				Stand on
	1.5	Load capacity/rated load	Q	kg		2000
	1.6	Load centre	c	mm		600
	1.8	Load distance, front axle to front face, fork raised/lowered	x	mm		958 <sup>1)</sup>
	1.9	Wheelbase	y	mm		1558 <sup>1)</sup>
Weight	2.1	Service weight without battery		kg		610
	2.2	Axle load, with load, drive/castor/fork wheel		kg		1210/1750
	2.3	Axle load, without load, drive/castor/fork wheel		kg		770/225
Wheels	3.1	Drive/castor/fork wheel				Polyurethane
	3.2	Wheel size, front		mm		Ø 85
	3.3	Wheel size, rear		mm		Ø 250
Dimensions	4.4	Lift	$h_3$	mm		150
		Lift height	$h_{23}$	mm		235
	4.8	Instep height	$h_7$	mm		254
	4.15	Height, fork lowered	$h_{13}$	mm		85
	4.19	Overall length	$l_1$	mm		2024 <sup>1)</sup> *
	4.20	Length to face of forks	$l_2$	mm		874
	4.21	Overall width	$b_1$	mm		770
	4.22	Fork dimensions	e/l	mm		180/1150*
	4.25	Width over forks	$b_5$	mm		450/520/550/570/685
	4.32	Ground clearance, centre of wheelbase	$m_1$	mm		100
	4.34	Aisle width for pallets 800 x 1200 lengthways	$A_{st}$	mm		2274 <sup>1)</sup>
	4.35	Turning radius	$W_a$	mm		1855 <sup>1)</sup>
Perf.	5.1	Travel speed, with/without load		km/h		8/10,5
	5.2	Lift speed, with/without load		m/s		0,05/0,07
	5.3	Lowering speed, with/without load		m/s		0,054/0,054
	5.8	Max. gradeability, with/without load <sup>2)</sup>		%		8/18
	5.10	Service brake				2 stage electromagnetic
Electric motor	6.1	Drive motor rating S2 60 min		kW		2,2
	6.2	Lift motor rating at S3 5%		kW		2,2
	6.4	Battery voltage/nominal capacity $K_5$		V/Ah		310-620
	6.5	Battery weight		kg		249-476
Others	8.1	Type of drive control				Transistor, stepless
	8.6	Steering		°		180

1) l = 1150

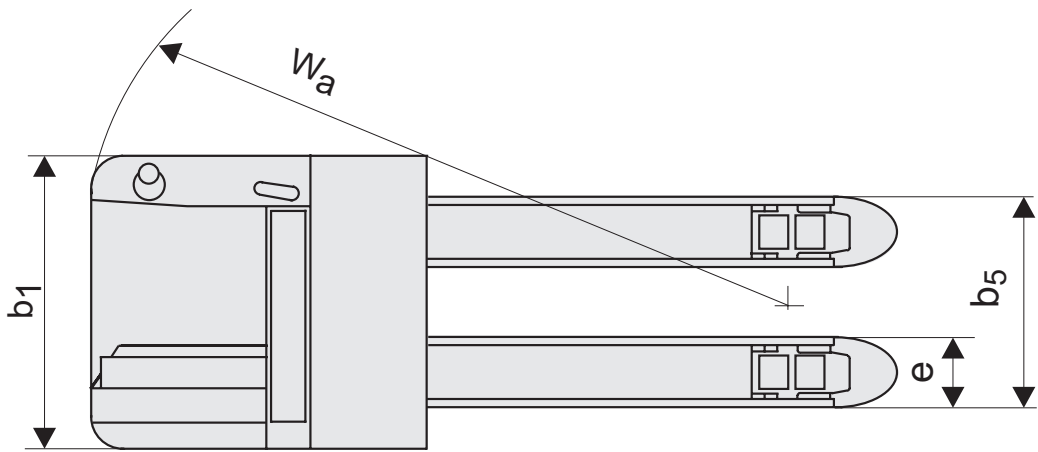
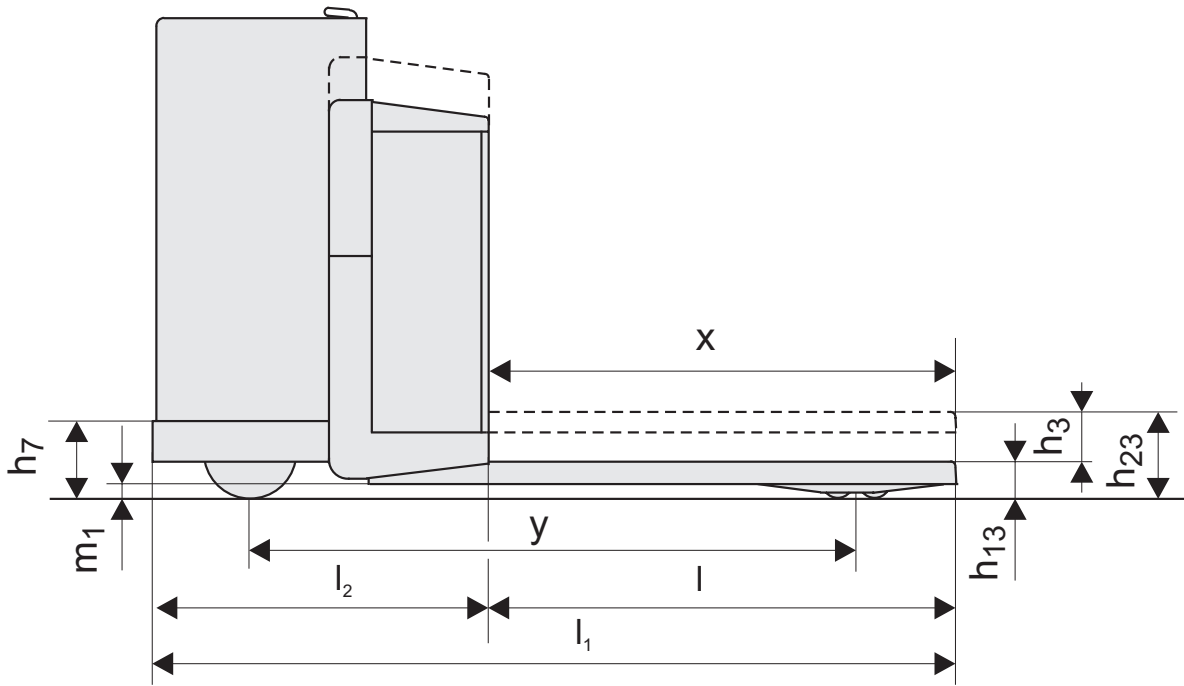
2) Measured according to company standard

\* Other dimensions available

All data are based on table configuration. Other configurations may give other values.

Truck performance and dimensions are nominal and subject to tolerances.

Toyota Material Handling Manufacturing Sweden AB products and specifications are subject to change without notice.



---

## Truck features:

- Controls 45 degrees
- Controls 90 degrees
- Electronic steering
- 180° steering
- Driver detection system
- Adjustable backrest
- Easy access for maintenance
- Sideways battery change



TMHE-Toyota Material Handling Europe — 746750-040, version 3, 2019-07-25

**TOYOTA**

MATERIAL HANDLING