

Towing trucks 1.0 - 1.5 ton

TRACTO

N-series

TSE100

TSE150



Towing trucks

Specifications						TSE100 - 702	TSE150 - 708
Identification	1.1	Manufacturer				Toyota	Toyota
	1.2	Model				TSE100 - 702	TSE150 - 708
	1.3	Drive				Electric	Electric
	1.4	Operator type				Stand on	Stand on
	1.5	Load capacity/rated load	Q	kg		1000	1500
	1.7	Rated drawbar pull	F	N		600	600
	1.9	Wheelbase	y	mm		815	815
Weight	2.1	Service weight including battery		kg		250	430 ¹⁾
	2.2	Axle load, with load, drive/castor/fork wheel		kg		150/33/68	182/45/123
	2.3	Axle load, without load, drive/castor/fork wheel		kg		150/33/68	182/45/123
Wheels	3.1	Drive/castor/fork wheel				Polyurethane/Polyurethane/Elastic	
	3.2	Wheel size, front		mm		250 x 80	250 x 80
	3.3	Wheel size, rear		mm		200 x 50	200 x 50
Dimensions	4.2.1	Overall height	h_{15}	mm		1091	1358
	4.8	Stand height	h_7	mm		70	70
	4.12	Coupling height towing pin towing bar	h_{10}	mm		—	199/269, 344/414
			h_{10}	mm		270 ⁴⁾	231/331/431
	4.19	Overall length	l_1	mm		1266	1333/1299
	4.21	Overall width	b_1 / b_2	mm		595/600	595/584
	4.32	Ground clearance, centre of wheelbase	m_2	mm		33	33
	4.35	Turning radius	W_a	mm		1085	1085
4.44	Clear width driver compartment entrance	l_{24}	mm		423	401	
Performance data	5.1	Travel speed, with/without load		km/h		9,0/12,0 ⁵⁾	6,0/12,0 ⁵⁾
	5.5	Drawbar pull, with/without load		N		600	600
	5.6	Max. drawbar pull, with/without load		N		1320	1320
	5.7	Gradeability, with/without load		%		10/15	10/15
	5.8	Max. gradeability, with/without load ²⁾		%		10/15	10/15
	5.9	Acceleration time, with/without load (0-10m)		s		5,7/4,7	5,7/4,7
	5.10	Service brake				Electromagnetic	Electromagnetic
Electric motor	6.1	Drive motor rating S2 60 min		kW		1,0	1,0
	6.4	Battery voltage/nominal capacity K_5		V/Ah		24/76, 105	24/76, 105
	6.5	Battery weight		kg		58/75	58/75
	6.6	Energy consumption acc. to VDI cycle ³⁾		kWh/h			
Others	8.1	Type of drive control				Variable AC	Variable AC
	8.4	Sound level at the driver's ear according to EN 12 053		dB (A)		<70	<70

1) With 105 Ah battery.

2) Measured according to company standard.

3) Contact your supplier for information.

4) Adjustable upwards.

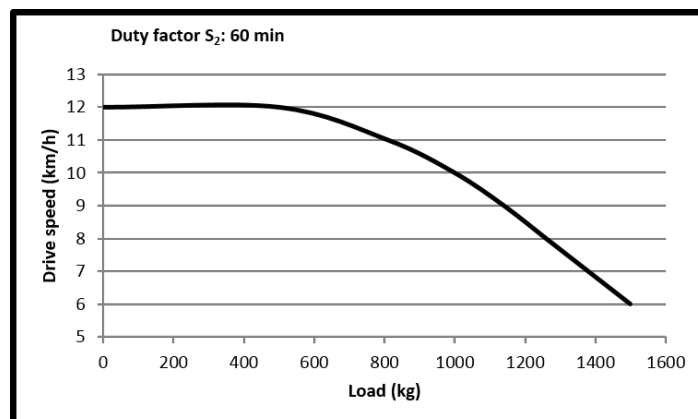
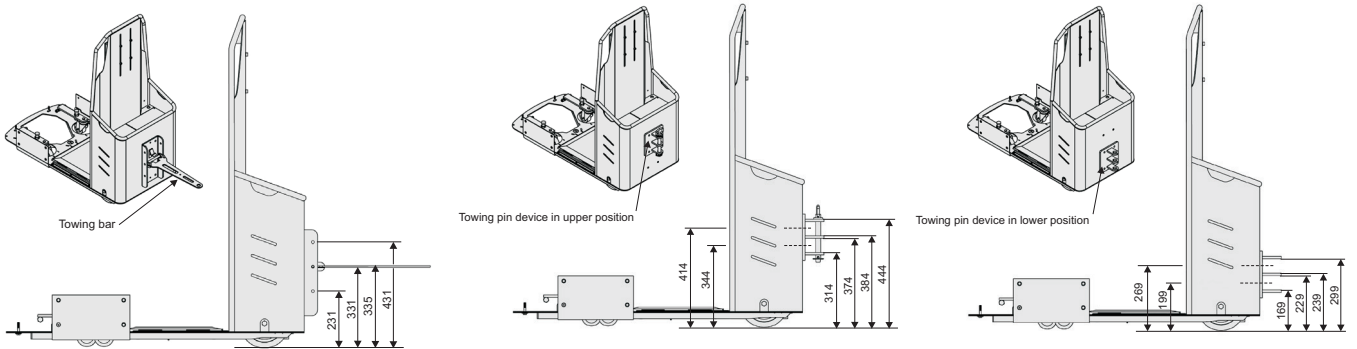
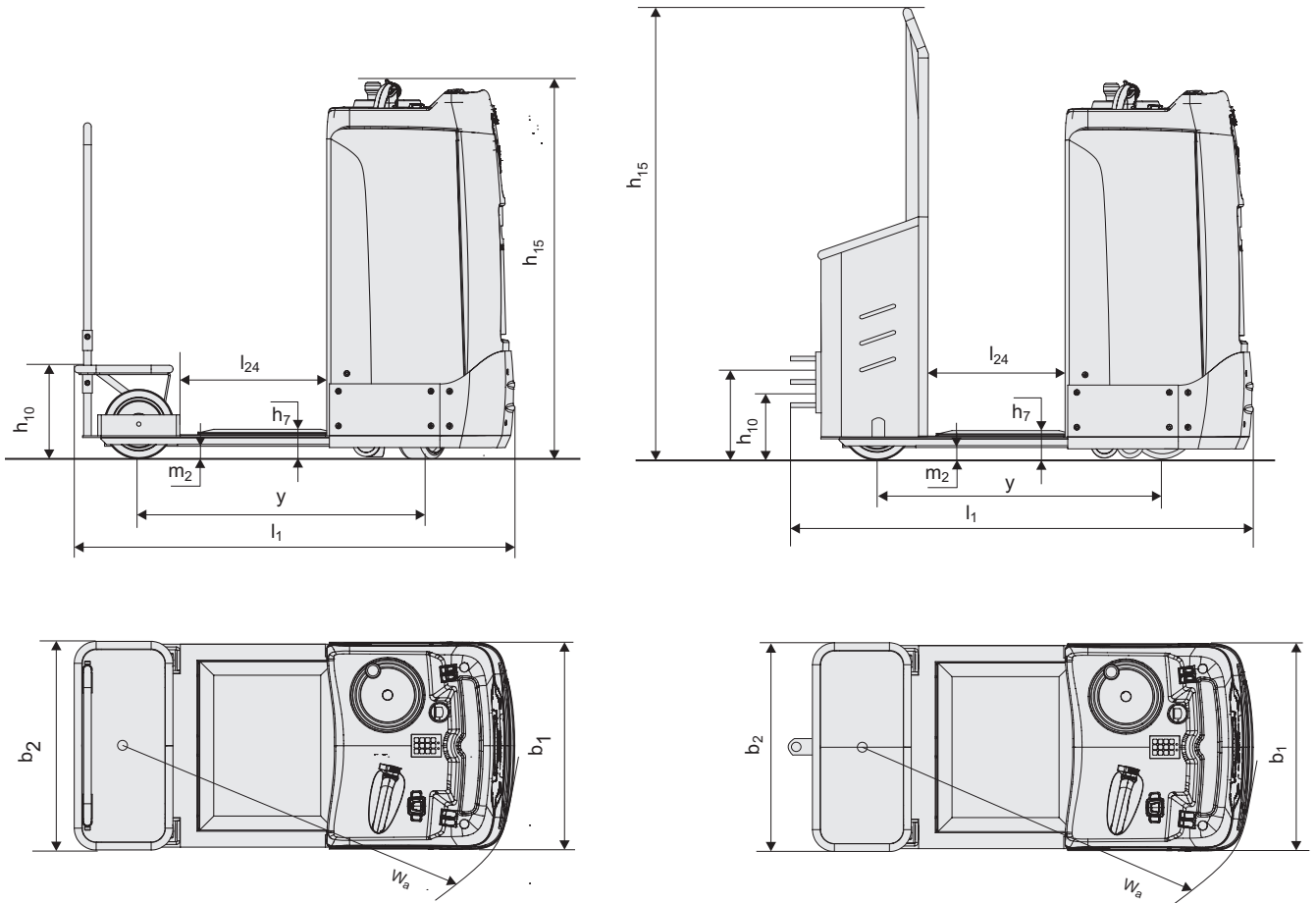
5) Higher speed with braked trailers possible.

All data are based on table configuration. Other configurations may give other values.

Truck performance and dimensions are nominal and subject to tolerances.

BT products and specifications are subject to change without notice.

Dimensional drawings



Truck features:

- Toyota Tracto N-series towing trucks offer flexible, efficient and frequent material handling.
- The trucks and carriers are simple to use and ergonomically designed.
- Up to 1500 kg towing capacity.
- Low instep. Only 70 mm.
- Low weight.
- Programmable performances. Maximum speed 12 km/h.
- Easy service accessibility.
- External charger and built-in battery cassette for convenient change.



TMHE-Toyota Material Handling Europe — 746802-040, version 4, 2019-11-27

TOYOTA

MATERIAL HANDLING